

Scaled data based on original data using  
LM-79-08 Approved Method: Electrical and Photometric Measurements of Solid-  
State Lighting Products

Test Report Prepared for  
Cooper Lighting Solutions  
(formerly Eaton)

Brand: INVUE

Report Number: P140903

Luminaire Tested: **ECM-F01-LED-E1-SL2-8030**

Issue Date: 03/03/2020

**Test Information**

Test Method: LM-79-08  
Report Number: P140903  
REPORT IS SCALED FROM IESNA LM-79-08 TEST DATA (P33690)  
Test Lab: INNOVATION CENTER-P3  
Issue Date: 03/03/2020  
Manufacturer: COOPER LIGHTING SOLUTIONS (FORMERLY EATON)  
Product Line: INVUE  
Catalog Number: ECM-F01-LED-E1-SL2-8030  
Description: EPIC CLASSICAL MEDIUM DECORATIVE LED LUMINAIRE  
(1) LIGHTBARS WITH AccuLED OPTICS - TYPE 2 W/ SPILL LIGHT CONTROL  
Light Source: (7) 3000K CCT, 80 CRI LEDs  
Ballast/Driver: -

**Summary**

Lumens per Lamp: N/A  
Luminaire Lumens: 2005.1 lumens  
Efficiency: N/A  
Efficacy: 77.4 lumens/watt  
Luminous Opening: Rectangular (W 0.17' x L: 1' x H: 0')  
IES Classification: Type II - Short - Non-Cutoff  
BUG Rating: B1 - U0 - G1

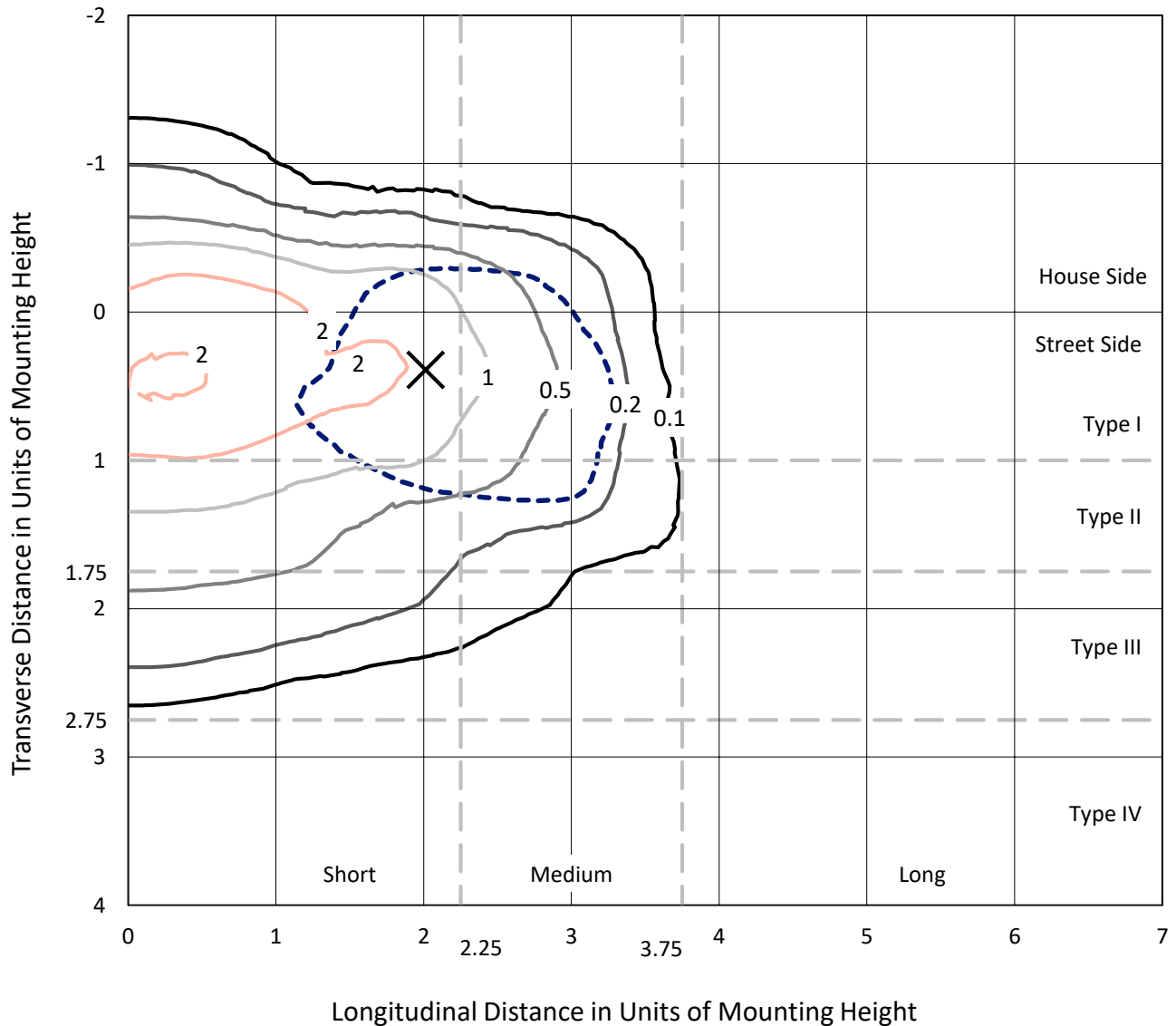
Input Watts (W): 25.9  
Input Voltage (V): NR  
Input Current (Ain): NR  
Voltage Rise (V): NR  
Power Factor: NR  
Total Harmonic Distortion (THDi): NR  
Frequency (hertz): 60  
Stabilization Time: NR  
Operation Time: NR  
Ambient Temperature (°C): NR  
Test Distance: 25 FT



REPORT NUMBER: P140903  
 CATALOG NUMBER: ECM-F01-LED-E1-SL2-8030

### Iso-Footcandle Lines of Horizontal Illumination

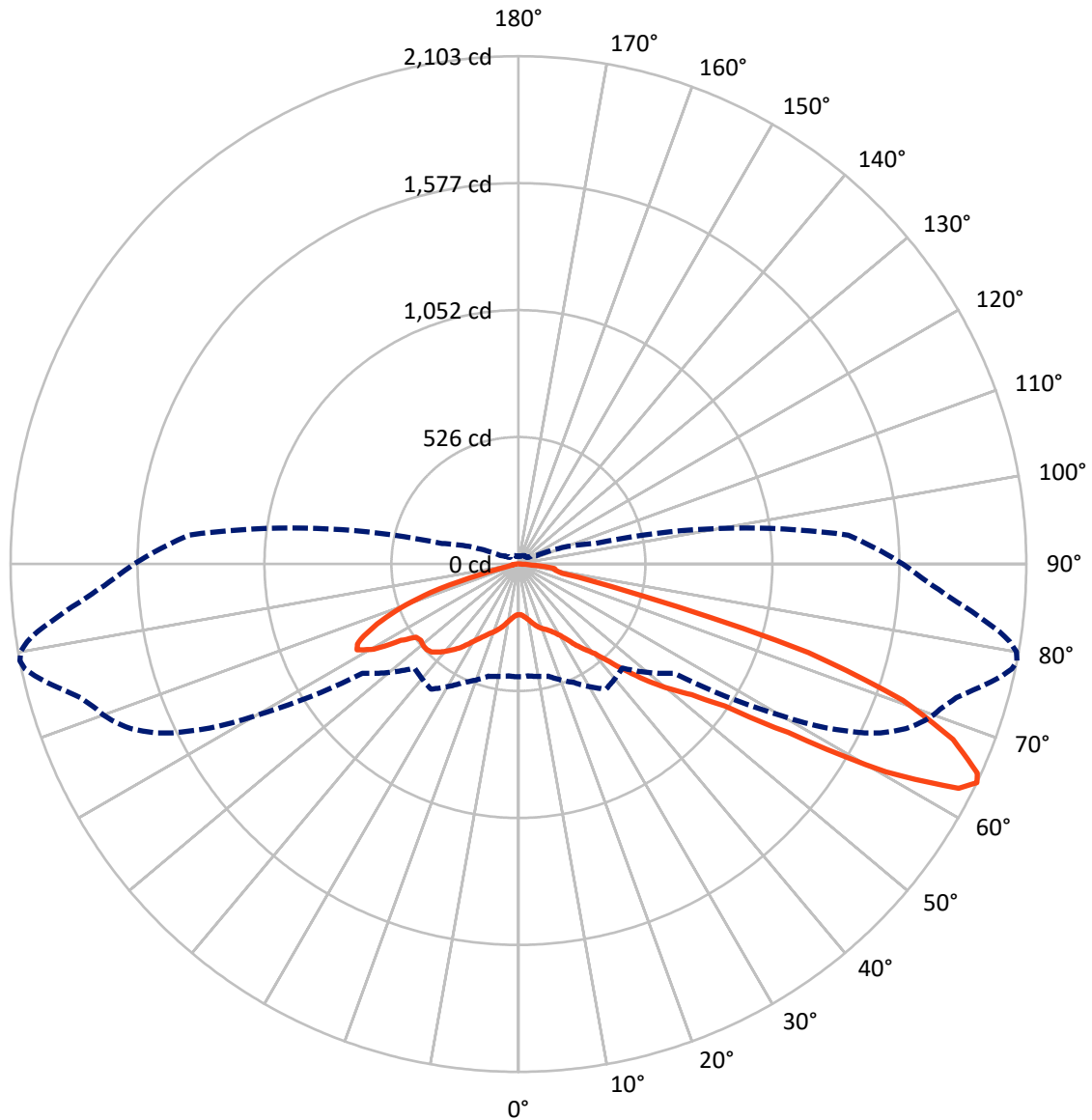
× Max cd  
 - - - 1/2 Max cd



Based on 10 foot mounting height. Maximum calculated value = 2.8 fc  
 Type II - Short - Non-Cutoff

REPORT NUMBER: P140903  
CATALOG NUMBER: ECM-F01-LED-E1-SL2-8030

### Luminous Intensity Polar Plot



— Vertical Plane Through 79-Deg Lateral      - - - Horizontal Cone Through 64-Deg Vertical

REPORT NUMBER: P140903

CATALOG NUMBER: ECM-F01-LED-E1-SL2-8030

**FLUX DISTRIBUTION:**

		Downward	Upward	Total
<b>House Side</b>	Lumens	478.0	0.0	478.0
	% Fixture	23.8	0.0	23.8
<b>Street Side</b>	Lumens	1527.2	0.0	1527.2
	% Fixture	76.2	0.0	76.2
<b>Total</b>	Lumens	2005.1	0.0	2005.1
	% Fixture	100.0	0.0	100.0

**Coefficient of Utilization**

**ZONAL LUMENS:**

Zone	Lumens	% Fixture
0°-10°	20.8	1.0
10°-20°	67.4	3.4
20°-30°	115.6	5.8
30°-40°	193.3	9.6
40°-50°	331.1	16.5
50°-60°	446.6	22.3
60°-70°	565.0	28.2
70°-80°	225.4	11.2
80°-90°	40.0	2.0
90°-100°	0.0	0.0
100°-110°	0.0	0.0
110°-120°	0.0	0.0
120°-130°	0.0	0.0
130°-140°	0.0	0.0
140°-150°	0.0	0.0
150°-160°	0.0	0.0
160°-170°	0.0	0.0
170°-180°	0.0	0.0
0°-90°	2005.1	100.0
0°-180°	2005.1	100.0



REPORT NUMBER: P140903

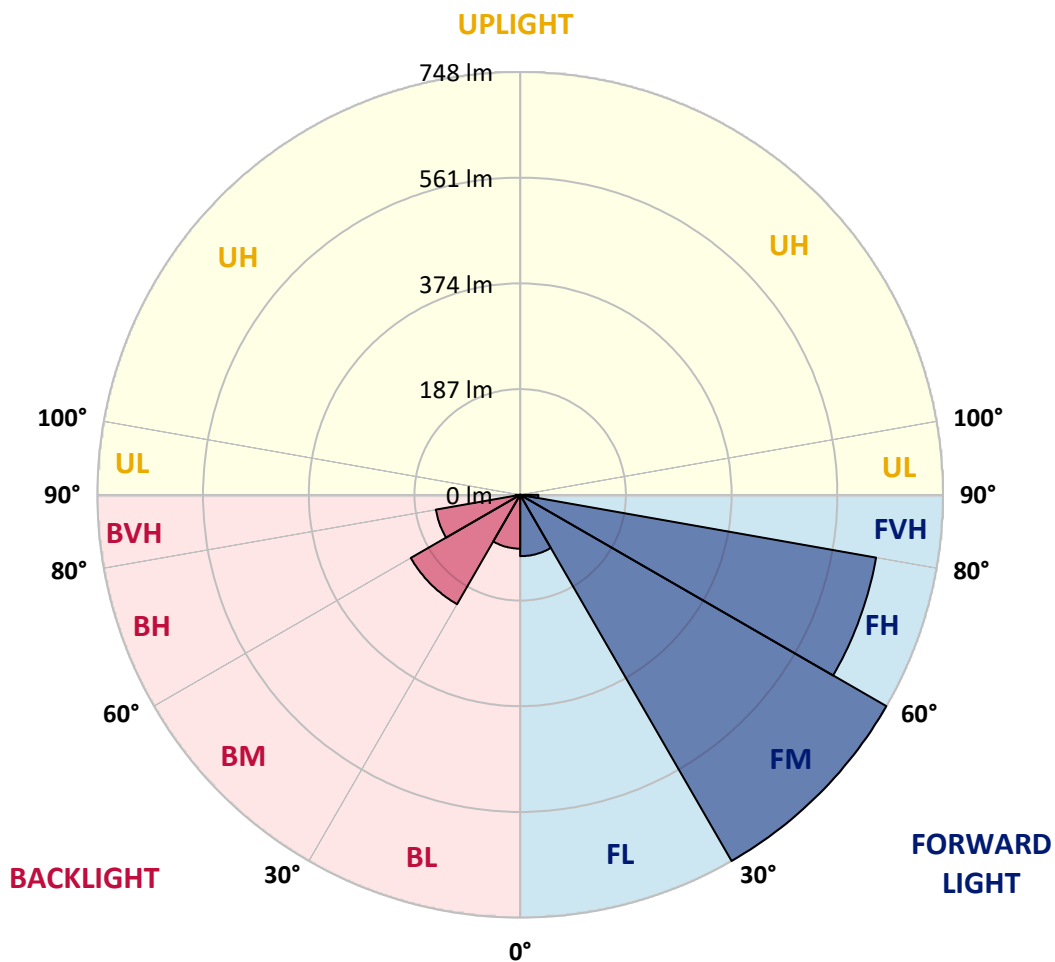
CATALOG NUMBER: ECM-F01-LED-E1-SL2-8030

**LUMINAIRE CLASSIFICATION SYSTEM LUMEN TABLE AND BUG RATING:**

Zone	Lumens	% Fixture	Zone Rating/Lumen Limit		
			B	U	G
FL (0°-30°)	108.5	5.4			
FM (30°-60°)	747.6	37.3			
FH (60°-80°)	639.0	31.9			G0/660
FVH (80°-90°)	32.0	1.6			G1/100
BL (0°-30°)	95.2	4.7	B0/110		
BM (30°-60°)	223.3	11.1	B1/1000		
BH (60°-80°)	151.4	7.6	B1/500		G1/500
BVH (80°-90°)	8.0	0.4			G0/10
UL (90°-100°)	0.0	0.0		U0/0	
UH (100°-180°)	0.0	0.0		U0/0	

**BUG Rating: B1-U0-G1**

Type II Short





REPORT NUMBER: P140903

CATALOG NUMBER: ECM-F01-LED-E1-SL2-8030

**CANDELA DISTRIBUTION (FULL):**

	0°	5°	15°	25°	35°	45°	55°	60°	61°	62°	64°
0°	209.7	209.7	209.7	209.7	209.7	209.7	209.7	209.7	209.7	209.7	209.7
2.5°	208.8	209.0	208.8	209.5	209.9	210.6	210.6	210.6	210.6	210.6	210.6
5°	208.6	208.8	208.6	209.7	210.9	212.3	213.7	214.1	214.1	214.4	214.6
7.5°	210.6	210.9	210.6	212.0	213.7	216.0	218.5	219.9	220.2	220.4	220.9
10°	217.1	216.7	215.8	217.1	218.8	222.3	225.3	227.6	228.3	228.5	229.5
12.5°	225.7	225.5	223.9	223.2	224.1	228.1	233.6	236.9	237.6	237.8	238.7
15°	232.2	231.5	230.2	229.2	230.9	235.0	242.5	246.6	248.0	248.3	249.9
17.5°	236.4	236.0	233.6	232.9	235.5	242.0	251.3	256.4	257.3	258.0	259.9
20°	243.4	242.0	238.5	235.5	237.6	247.6	258.5	263.8	265.2	265.9	267.5
22.5°	252.7	251.5	247.3	239.7	239.7	250.8	265.0	271.0	272.2	273.6	275.4
25°	268.7	267.8	259.7	246.6	243.4	254.1	271.0	279.2	280.3	281.9	284.7
27.5°	285.2	284.0	275.0	257.6	249.9	260.1	279.9	289.6	291.2	293.1	296.3
30°	306.3	304.2	295.2	275.0	262.7	269.9	293.8	306.1	308.0	310.3	314.7
32.5°	353.7	354.6	338.1	316.8	295.2	292.2	315.4	330.5	333.3	336.3	342.3
35°	430.8	427.1	421.1	399.2	375.3	351.6	357.4	373.7	376.7	377.6	380.2
37.5°	480.1	482.1	487.0	487.0	469.1	459.1	442.7	434.8	435.5	436.4	434.3
40°	507.5	511.9	528.6	551.1	567.4	576.4	573.6	536.7	532.3	526.5	507.9
42.5°	527.2	531.6	560.2	603.4	643.8	675.8	693.5	664.5	661.2	647.3	625.0
45°	539.3	542.8	577.1	638.4	699.5	754.1	802.4	792.2	791.3	779.4	750.2
47.5°	537.0	540.0	575.7	649.6	729.7	803.8	878.6	897.2	898.1	895.1	877.2
50°	502.6	509.8	545.3	625.0	713.0	823.1	927.8	976.4	977.8	980.5	973.6
52.5°	471.9	477.5	509.3	580.6	665.2	804.0	957.3	1034.4	1046.3	1053.0	1066.0
55°	459.4	462.6	487.0	547.6	625.7	753.2	967.3	1076.5	1097.6	1110.4	1140.1
57.5°	457.1	459.6	478.4	524.6	599.4	700.7	964.0	1132.9	1166.3	1190.5	1248.1
60°	472.6	474.9	488.2	527.0	581.3	662.4	934.3	1207.2	1254.1	1319.2	1412.1
62.5°	484.2	485.4	501.6	556.0	601.3	625.0	858.6	1259.2	1342.6	1425.3	1563.5
64°	467.3	465.0	481.0	540.9	632.2	608.9	788.5	1256.7	1354.5	1446.2	1595.8
65°	442.4	444.1	458.5	511.4	626.8	608.3	742.5	1228.8	1330.3	1427.6	1580.7
67.5°	343.7	350.0	353.9	402.5	513.5	628.0	621.7	1051.4	1153.3	1246.2	1427.1
70°	184.9	184.2	193.0	231.3	357.2	533.0	533.5	741.1	854.0	969.4	1149.4
72.5°	68.0	71.5	78.5	105.7	185.6	384.6	488.9	514.0	564.4	656.1	849.1
75°	39.0	39.5	40.9	49.7	89.4	212.3	454.3	454.7	458.5	473.5	578.5
77.5°	30.4	29.5	30.2	32.3	48.8	111.7	364.4	432.0	431.5	429.2	444.5
80°	22.8	23.7	25.1	25.1	30.2	59.9	207.2	384.4	397.4	407.1	412.7
82.5°	18.3	19.0	22.5	22.5	22.1	33.9	97.8	284.7	325.6	352.1	393.2
85°	11.8	12.5	19.0	18.8	17.9	20.0	51.1	95.5	102.9	125.4	178.4
87.5°	3.3	3.9	8.8	7.7	9.3	7.4	19.0	29.0	35.8	40.4	50.9
90°	0.0	0.0	0.0	0.0	0.0	0.0	0.0	0.0	0.0	0.0	0.0



REPORT NUMBER: P140903

CATALOG NUMBER: ECM-F01-LED-E1-SL2-8030

**CANDELA DISTRIBUTION (continued):**

	65°	66°	67°	68°	69°	70°	71°	72°	73°	74°	75°
0°	209.7	209.7	209.7	209.7	209.7	209.7	209.7	209.7	209.7	209.7	209.7
2.5°	210.6	210.6	210.6	210.9	210.9	210.9	210.9	210.9	211.1	210.6	210.6
5°	214.8	214.6	214.8	214.8	215.5	215.3	215.5	215.5	215.3	215.8	215.8
7.5°	221.6	221.1	221.6	221.8	222.0	223.0	223.0	223.4	223.7	223.9	223.4
10°	229.7	230.4	230.6	230.6	231.8	232.2	232.2	232.9	233.6	234.1	233.9
12.5°	239.7	240.1	240.4	241.8	242.0	242.7	243.9	244.6	244.6	245.7	246.4
15°	250.8	251.3	252.7	253.1	254.1	255.2	255.9	256.6	256.6	258.7	259.4
17.5°	260.3	261.3	262.2	262.9	264.5	265.7	266.8	267.5	268.7	269.6	271.3
20°	268.5	269.6	270.8	272.2	273.4	274.5	275.9	276.8	278.2	279.6	281.2
22.5°	276.4	277.8	279.2	280.3	281.9	283.1	284.3	285.9	286.8	288.2	290.1
25°	285.0	287.3	288.7	290.3	291.9	293.6	295.0	296.3	297.7	299.6	301.5
27.5°	298.7	299.8	301.7	302.6	305.4	307.3	309.1	309.4	311.2	314.7	315.2
30°	316.6	318.6	319.8	323.1	323.5	324.2	327.2	329.3	331.6	334.4	335.6
32.5°	343.5	345.3	347.0	347.9	350.5	354.6	355.1	357.0	360.9	361.6	365.8
35°	383.0	383.4	386.0	387.4	390.6	393.0	394.1	395.7	397.8	402.7	403.9
37.5°	430.4	434.3	431.0	427.8	433.6	432.9	434.3	432.4	438.0	438.2	440.3
40°	504.0	502.3	495.4	487.9	484.5	482.4	478.2	477.3	480.3	478.9	479.6
42.5°	612.4	597.1	585.3	576.4	565.5	553.7	546.9	536.7	536.7	533.7	536.5
45°	739.9	722.7	700.7	679.8	666.3	650.8	634.7	624.0	613.1	605.0	612.2
47.5°	865.6	854.0	829.3	810.1	783.1	759.9	734.6	712.5	699.5	690.0	691.4
50°	974.7	964.0	951.3	925.3	904.8	881.1	854.4	825.4	797.3	785.9	776.2
52.5°	1066.7	1063.0	1052.1	1040.0	1023.3	998.0	981.0	953.4	920.2	896.2	886.0
55°	1148.0	1154.5	1160.3	1157.7	1151.7	1148.5	1127.6	1108.7	1086.2	1079.2	1058.1
57.5°	1276.0	1294.8	1317.1	1329.4	1341.4	1369.1	1375.8	1368.6	1371.4	1369.5	1358.4
60°	1457.1	1502.6	1541.6	1572.8	1606.0	1638.3	1676.3	1701.4	1711.9	1752.3	1751.6
62.5°	1612.5	1673.1	1723.0	1760.4	1799.2	1828.5	1853.1	1878.2	1908.8	1938.1	1975.0
64°	1654.7	1702.4	1743.0	1776.4	1804.3	1828.2	1847.0	1870.0	1895.4	1933.2	1974.1
65°	1632.9	1686.6	1716.1	1746.3	1771.3	1789.9	1809.2	1830.1	1862.1	1892.1	1935.8
67.5°	1484.5	1525.2	1567.9	1596.0	1620.1	1631.1	1649.2	1666.6	1684.5	1714.7	1769.2
70°	1251.8	1297.3	1358.9	1385.3	1410.4	1414.4	1431.3	1444.3	1456.2	1496.4	1523.3
72.5°	939.2	1027.5	1087.8	1134.3	1139.4	1159.1	1166.1	1171.4	1184.9	1192.3	1200.5
75°	647.3	726.7	778.0	795.7	817.3	806.8	794.7	752.2	752.5	716.5	675.6
77.5°	455.4	467.7	468.2	468.4	439.9	423.2	404.1	379.7	370.2	351.2	325.1
80°	412.9	411.5	402.9	392.5	376.9	354.6	331.6	315.6	303.1	288.9	270.3
82.5°	398.5	401.8	395.5	386.7	377.6	355.6	329.1	304.0	283.3	260.8	238.1
85°	194.2	199.7	217.8	229.7	232.5	218.8	200.0	177.2	155.4	130.8	119.4
87.5°	58.3	62.5	63.9	67.8	72.7	66.2	58.3	52.3	42.0	36.5	28.6
90°	0.0	0.0	0.0	0.0	0.0	0.0	0.0	0.0	0.0	0.0	0.0





REPORT NUMBER: P140903

CATALOG NUMBER: ECM-F01-LED-E1-SL2-8030

**CANDELA DISTRIBUTION (continued):**

	76°	77°	78°	79°	80°	81°	82°	83°	84°	85°	86°
0°	209.7	209.7	209.7	209.7	209.7	209.7	209.7	209.7	209.7	209.7	209.7
2.5°	210.6	210.9	210.9	210.6	210.9	210.9	211.1	210.9	210.9	210.9	210.6
5°	215.3	216.2	216.0	216.0	216.5	216.5	216.2	216.7	216.5	216.5	216.2
7.5°	224.1	224.1	224.8	225.0	224.6	224.6	225.0	225.3	225.7	226.0	226.0
10°	234.3	235.5	235.5	235.7	236.0	236.7	236.9	236.9	237.4	237.4	237.8
12.5°	246.9	247.3	247.8	249.0	249.2	249.2	250.4	250.1	250.1	251.3	251.5
15°	260.3	261.0	262.2	262.7	263.1	264.3	265.0	265.7	265.5	267.1	267.5
17.5°	272.2	272.9	274.3	275.4	276.1	276.8	277.3	278.2	279.6	280.8	281.0
20°	281.7	282.6	284.3	285.7	286.8	287.5	289.4	290.3	290.8	291.7	292.9
22.5°	291.0	292.6	294.3	294.7	297.3	298.0	299.4	300.8	301.7	303.8	304.5
25°	302.6	304.0	306.1	307.5	309.1	310.5	311.9	313.1	315.2	317.0	317.9
27.5°	317.9	319.1	320.7	323.3	324.7	325.6	328.2	330.5	331.4	333.3	334.9
30°	338.1	339.3	341.6	344.2	345.3	348.4	350.2	351.9	353.7	356.3	358.6
32.5°	367.6	369.0	371.1	374.4	374.4	376.5	380.4	383.9	385.3	388.3	389.9
35°	406.4	406.7	409.0	413.9	415.3	414.8	418.5	421.8	422.7	427.3	430.4
37.5°	444.1	444.7	447.5	449.4	451.9	453.8	456.4	461.2	461.2	468.0	470.8
40°	483.1	486.6	487.0	487.5	491.7	499.1	501.6	506.5	510.9	517.4	520.5
42.5°	539.7	543.5	547.9	553.0	559.2	563.4	568.3	575.3	577.1	585.3	587.3
45°	617.3	621.7	633.6	634.7	645.9	651.4	659.6	668.9	671.2	676.5	673.7
47.5°	694.6	699.8	712.8	726.2	736.4	746.2	748.5	752.5	756.0	752.7	753.6
50°	780.3	787.8	800.1	811.9	819.6	830.7	830.7	831.7	828.4	823.1	814.5
52.5°	880.7	881.8	889.7	899.0	906.0	908.3	908.3	903.0	895.1	886.5	869.8
55°	1048.1	1035.3	1037.7	1037.7	1032.6	1028.4	1025.1	1012.1	996.6	981.0	965.7
57.5°	1349.8	1361.9	1325.9	1316.1	1316.6	1284.8	1271.8	1249.5	1232.8	1204.9	1181.4
60°	1780.2	1771.8	1760.0	1748.8	1749.7	1707.7	1678.2	1645.0	1616.0	1554.6	1528.6
62.5°	2008.0	2037.7	2054.7	2046.1	2026.3	2000.1	1951.8	1901.4	1850.3	1798.3	1751.6
64°	2016.4	2055.6	2089.0	2103.0	2093.7	2060.5	2011.2	1948.5	1887.7	1826.4	1769.9
65°	1975.9	2025.6	2068.8	2088.3	2088.8	2059.6	2010.3	1947.1	1882.1	1811.0	1752.3
67.5°	1808.3	1865.4	1907.9	1940.6	1968.7	1953.9	1919.7	1852.6	1791.1	1710.5	1646.2
70°	1556.7	1592.0	1639.9	1687.7	1710.3	1713.7	1701.0	1667.1	1595.1	1529.6	1446.7
72.5°	1199.8	1254.6	1226.5	1256.0	1274.8	1256.4	1258.8	1200.9	1177.7	1120.1	1061.8
75°	635.4	637.3	625.2	537.4	526.5	486.3	530.9	451.3	424.1	399.0	366.7
77.5°	294.7	256.6	221.1	184.6	151.0	132.1	103.1	90.8	81.8	72.0	74.1
80°	246.4	217.1	186.0	154.2	129.6	104.7	84.1	65.3	52.3	43.9	39.9
82.5°	218.1	192.3	170.7	151.2	133.5	109.2	89.6	69.2	53.2	40.2	31.1
85°	98.5	77.1	70.1	55.3	46.9	39.9	31.8	26.2	21.6	18.3	14.4
87.5°	23.0	15.8	13.5	12.8	11.1	10.5	8.8	9.3	7.7	6.0	6.3
90°	0.0	0.0	0.0	0.0	0.0	0.0	0.0	0.0	0.0	0.0	0.0



REPORT NUMBER: P140903

CATALOG NUMBER: ECM-F01-LED-E1-SL2-8030

**CANDELA DISTRIBUTION (continued):**

	87°	88°	89°	90°	95°	105°	115°	125°	135°	145°	155°
0°	209.7	209.7	209.7	209.7	209.7	209.7	209.7	209.7	209.7	209.7	209.7
2.5°	210.6	210.6	210.9	210.9	211.1	211.6	212.3	211.6	211.6	211.6	211.8
5°	216.7	216.9	216.7	216.7	217.1	217.8	218.1	216.7	216.0	215.3	214.4
7.5°	225.5	226.4	226.2	226.2	226.7	226.7	226.2	224.1	222.0	218.8	216.0
10°	237.8	238.3	238.3	238.3	239.0	239.4	237.4	232.7	227.1	221.3	216.2
12.5°	252.5	252.2	252.9	253.6	253.1	253.1	249.2	242.0	232.9	223.4	214.6
15°	267.8	268.0	268.0	269.2	269.4	268.5	262.2	251.1	237.1	222.7	208.6
17.5°	282.2	282.6	282.9	283.8	285.0	282.4	273.4	258.3	237.8	216.2	197.2
20°	294.3	295.0	295.6	296.3	297.5	295.6	283.6	261.7	234.1	205.8	183.9
22.5°	305.2	306.3	306.8	308.0	309.8	307.5	292.9	261.7	225.7	194.4	169.1
25°	318.4	319.8	322.1	322.6	325.8	323.3	300.3	259.9	216.2	180.0	153.0
27.5°	335.8	337.2	339.3	340.5	344.4	340.9	305.9	255.0	204.4	164.4	137.5
30°	358.8	360.2	362.8	363.9	371.1	359.5	309.6	247.6	190.7	146.3	119.6
32.5°	390.9	394.6	394.4	397.4	403.9	380.2	311.2	237.1	173.5	128.0	102.9
35°	432.9	435.5	437.8	442.0	445.0	402.2	310.0	223.4	152.1	108.9	88.3
37.5°	473.3	477.7	479.4	482.1	481.4	417.1	305.4	202.1	128.9	92.0	78.3
40°	523.7	526.3	531.4	533.9	521.6	431.3	294.5	173.5	105.7	80.8	71.8
42.5°	590.8	594.1	591.5	590.8	567.1	439.2	273.6	144.9	88.5	72.7	66.4
45°	672.3	673.7	666.1	661.0	619.6	438.5	243.2	118.0	76.6	66.7	61.8
47.5°	746.0	743.2	733.2	725.5	665.2	422.2	205.1	97.3	70.4	61.8	58.1
50°	806.8	794.5	783.8	774.1	701.6	397.4	168.6	82.0	64.3	57.8	54.3
52.5°	861.9	845.1	832.6	816.1	734.8	364.6	139.6	71.5	58.3	53.9	50.4
55°	943.4	923.9	907.8	891.6	793.6	339.1	120.8	63.6	52.3	49.7	46.4
57.5°	1177.3	1125.0	1110.8	1096.2	951.0	333.5	109.9	57.4	47.6	45.8	43.7
60°	1497.1	1463.1	1440.4	1404.6	1212.6	351.4	101.7	52.7	44.4	43.2	41.3
62.5°	1705.6	1664.7	1627.1	1590.6	1366.1	350.9	91.7	49.7	42.5	42.3	39.5
64°	1718.8	1673.1	1631.1	1591.8	1370.9	327.9	82.7	47.6	42.5	42.5	38.3
65°	1697.0	1651.0	1607.6	1566.7	1343.1	310.3	76.6	46.7	43.2	43.0	37.6
67.5°	1585.8	1539.6	1490.8	1446.9	1225.1	243.2	60.6	45.1	46.9	45.3	36.9
70°	1389.1	1336.6	1299.9	1268.3	1051.6	169.8	48.1	46.0	51.3	48.1	38.8
72.5°	1006.8	964.0	963.6	927.8	796.1	107.8	38.8	45.8	51.1	47.6	40.2
75°	391.1	335.4	333.5	346.0	338.6	58.3	33.4	40.4	41.8	39.7	35.5
77.5°	66.9	65.7	65.0	68.5	75.5	32.3	30.7	34.4	31.1	28.1	29.5
80°	37.2	35.5	35.1	35.1	33.0	26.5	27.2	27.4	22.5	20.9	24.4
82.5°	25.8	23.9	23.0	22.3	21.6	23.7	24.2	21.6	16.3	16.0	22.8
85°	12.5	11.8	11.6	11.6	13.2	22.3	20.0	16.7	10.9	10.9	24.6
87.5°	5.3	5.3	4.6	4.6	7.2	14.2	9.1	7.0	4.4	5.1	10.0
90°	0.0	0.0	0.0	0.0	0.0	0.0	0.0	0.0	0.0	0.0	0.0

REPORT NUMBER: P140903

CATALOG NUMBER: ECM-F01-LED-E1-SL2-8030

**CANDELA DISTRIBUTION (continued):**

	165°	175°	180°
0°	209.7	209.7	209.7
2.5°	211.6	212.0	211.8
5°	213.2	213.2	212.7
7.5°	213.0	212.0	211.6
10°	211.6	209.0	208.8
12.5°	207.9	203.7	202.5
15°	197.2	191.6	190.2
17.5°	183.7	177.2	175.3
20°	168.4	160.9	158.4
22.5°	153.5	144.9	142.4
25°	137.3	128.7	127.3
27.5°	119.4	111.2	109.2
30°	102.9	95.9	94.3
32.5°	88.0	83.1	83.1
35°	78.3	74.1	74.1
37.5°	70.6	68.7	68.5
40°	65.5	63.9	63.6
42.5°	61.5	59.7	59.5
45°	57.4	55.5	55.5
47.5°	53.4	51.3	51.6
50°	49.5	47.8	47.8
52.5°	46.2	44.6	44.4
55°	43.2	41.6	41.3
57.5°	40.4	38.6	38.3
60°	37.6	35.8	35.3
62.5°	35.3	33.2	32.7
64°	33.9	31.8	31.4
65°	33.2	30.9	30.7
67.5°	32.5	29.5	29.3
70°	35.1	29.0	27.9
72.5°	35.3	28.3	26.9
75°	33.4	26.9	25.8
77.5°	29.5	24.6	23.2
80°	28.3	19.3	17.0
82.5°	26.0	15.8	13.2
85°	21.4	10.2	9.5
87.5°	12.3	6.7	4.9
90°	0.0	0.0	0.0

(END OF REPORT)